

The Comfort Sleeper™ Difference

The biggest sleep space in the least floor space

Comfort Sleeper's patented design allows the mattress to snug up to the back of the sofa so it takes up less room. At the same time, our mattresses are longer than ordinary sofa beds. We use conventional lengths so you can stretch out.

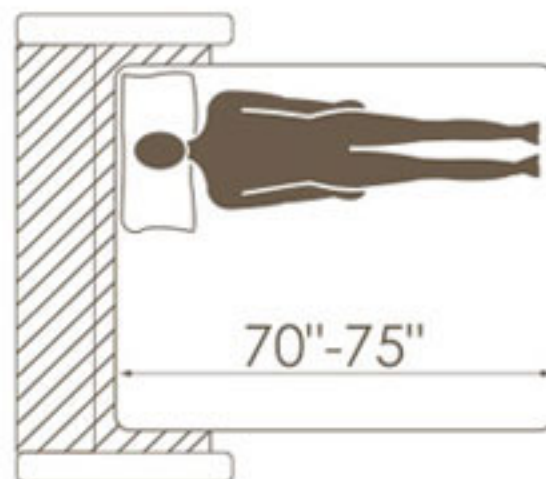
We also offer the only true-sized King and Twin on the market. King sofa bed takes up as little as 85 inches. The Queen sofa bed starts at 69 inches and our twin sofa bed fits in a 48 inch chair.



COMFORT SLEEPER™

Floor space: 41 sq. ft.
10 sq. ft. less than conventional

Sleeping area: 33 sq. ft.
3 sq. ft. more than conventional



CONVENTIONAL SLEEPER

Floor space: 51 sq. ft.

Sleeping area: 30 sq. ft.

 wasted space

Rated "Best Value" by Consumer's Digest




Our Natalie Comfort Sleeper was singled out as "Best Value" by Consumer's Digest in a head to head sofa bed comparison. The magazine extolled our sleep sofa's comfort, 5 inches of soft premium foam, its unique patented design and its great sleeping and sitting comfort.

Patented Tiffany 24/7™ Sleep System




Barbara and Robert Tiffany invented the patented platform sleep system that defines the Comfort Sleeper. Their design created a large sleeping area with no bars, no springs and no compromise on comfort. The mechanism also makes the mattress fit into a much smaller sofa.

Small Space Delivery



The Comfort Sleeper can be adjusted to fit through narrow hallways with tight staircases and tricky corners with just a few easy steps. Go to www.comfort-sleeper.com/engineering to get the complete information.

Crypton® Mattress Cover



The Comfort Sleeper has an exclusive partnership with Crypton. Every mattress ticking is comes with a soft Crypton fabric waterproof, stain-proof and resistant to dust mites and allergens. This fully breathable fabric protects your mattress and adds years of valuable wear.



AMERICAN LEATHER®